

# ISO in figures 2016

---

## Members

**163** national standards bodies, comprising  
**119** member bodies,  
**40** correspondent members,  
**4** subscriber members.

## Technical committee structure

**3555** technical bodies, comprising  
**247** technical committees,  
**508** subcommittees,  
**2674** working groups and  
**126** ad hoc study groups.

## Staff

### *Technical secretariats*

**38** member bodies provide the administrative and technical services for the secretariats of committees of the ISO technical programme. These services involve a full-time staff equivalent to **500** persons.

### *Central Secretariat in Geneva*

**144** full-time staff from  
**20** countries coordinate the worldwide activities of ISO

## Development of International Standards

### *Total at 31 December 2016*

**21478** International Standards and standards-type documents.

These standards represented a total output of **973 914** pages in English and French (terminology is also often provided in other languages).

### *In 2016*

**1381** International Standards and standards-type documents published.

This output represented a total of **79283** pages for 2016.

## Work in progress in 2016

**1855** new projects (work items) registered.

**4797** work items appeared on the programmes of work of the technical committees.

The breakdown was as follows:

**1648** work items at preparatory stage,

**754** committee drafts,

**2595** Draft International Standards (DIS) and Final Draft International Standards (FDIS).

## Meetings

**14** technical meetings were in progress, on average, each working day of the year somewhere in the world.

**1509** technical meetings were held in

**45** countries, comprising

**169** meetings of technical committees,

**376** meetings of subcommittees,

**964** meetings of working groups or ad hoc groups.

## Liaisons

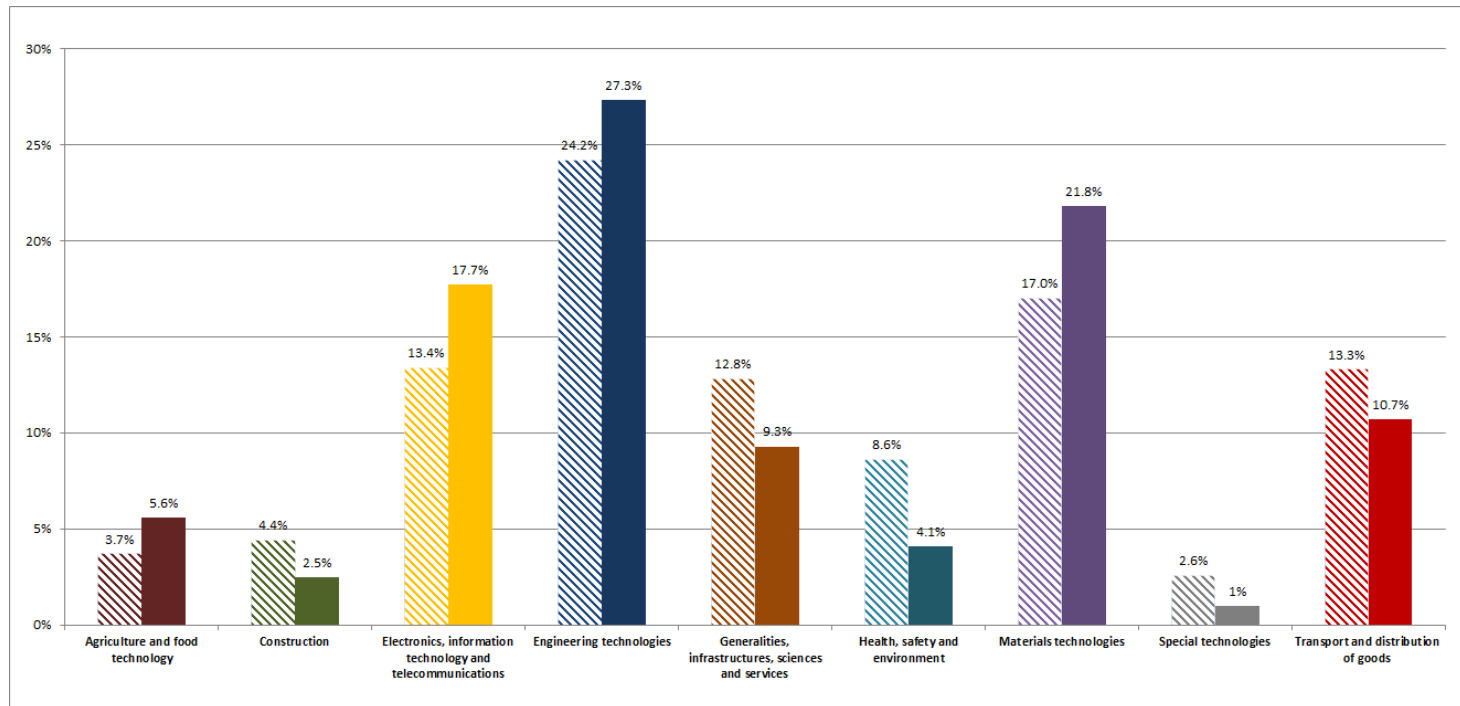
**711** international organizations were in liaison with ISO technical committees and subcommittees.

*(Liaisons Category A & B)*

# Portfolio of ISO standards and Work programme

SECTORS	Work items 2016				International Standards					
	New Work Items (WI) registered in 2016	%	Total active work items (WI)	%	New International Standards	%	No. of pages	Total International Standards	%	No. of pages
Agriculture and food technology	63	3.4%	186	3.7%	45	3.3%	1543	1 207	5.6%	34382
Construction	65	3.5%	219	4.4%	37	2.7%	2079	528	2.5%	21808
Electronics, information technology and telecommunications	310	16.7%	671	13.4%	252	18.2%	29945	3 796	17.7%	288773
Engineering technologies	380	20.5%	1209	24.2%	353	25.6%	16112	5 856	27.3%	262100
Generalities, infrastructures, sciences and services	213	11.5%	640	12.8%	133	9.6%	6981	1 998	9.3%	98550
Health, safety and environment	169	9.1%	428	8.6%	99	7.2%	4870	877	4.1%	40877
Materials technologies	273	14.7%	850	17.0%	267	19.3%	10281	4 697	21.8%	147963
Special technologies	51	2.8%	130	2.6%	17	1.2%	530	215	1%	5565
Transport and distribution of goods	331	17.8%	664	13.3%	178	12.9%	6942	2 304	10.7%	73896
<b>TOTAL</b>	<b>1855</b>	<b>100%</b>	<b>4997</b>	<b>100%</b>	<b>1381</b>	<b>100%</b>	<b>79283</b>	<b>21 478</b>	<b>100%</b>	<b>973914</b>

(as based on the International Classification for Standards [ICS])

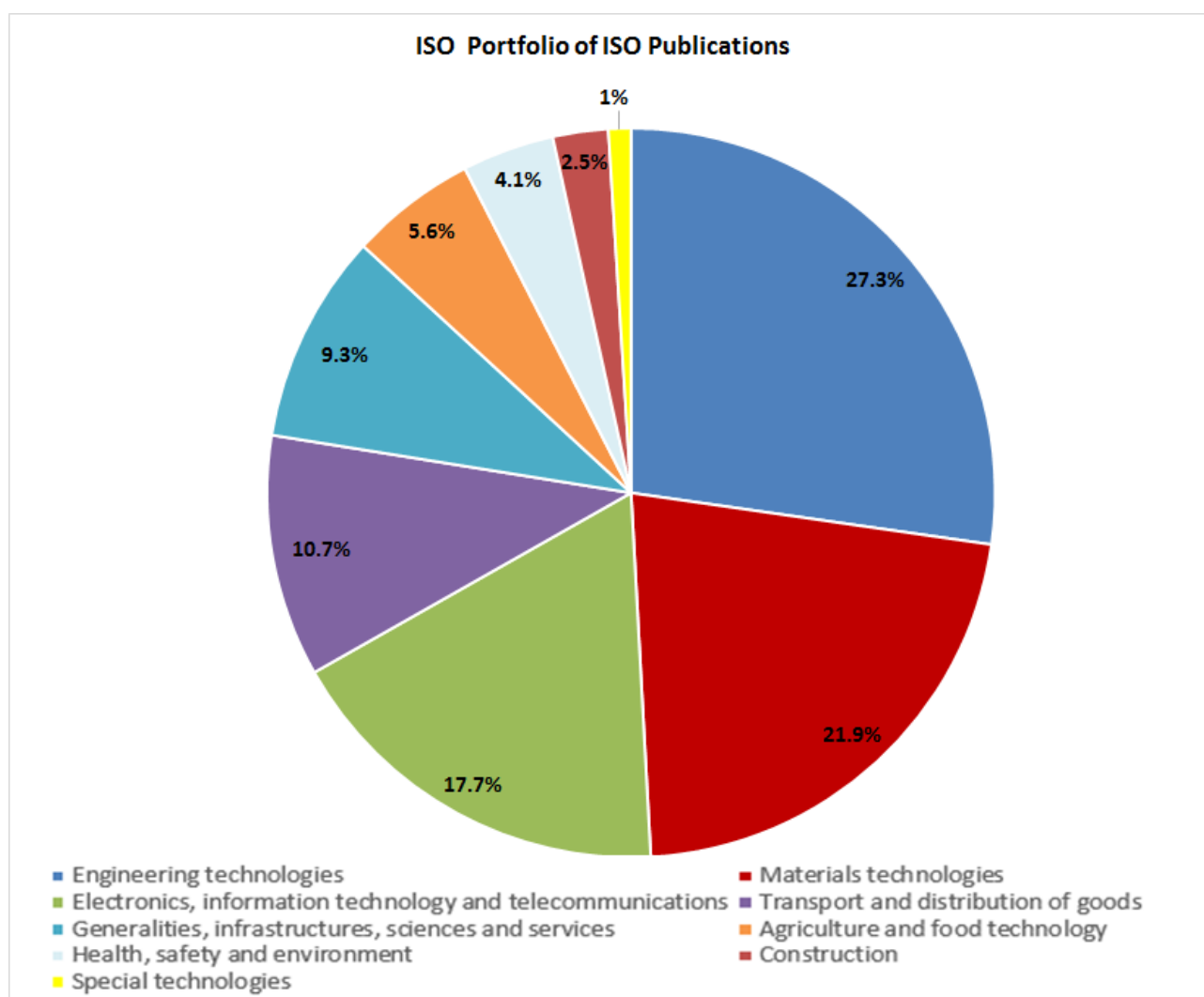


## Portfolio of ISO standards and Draft International Standards

by technical sector at the end of 2016

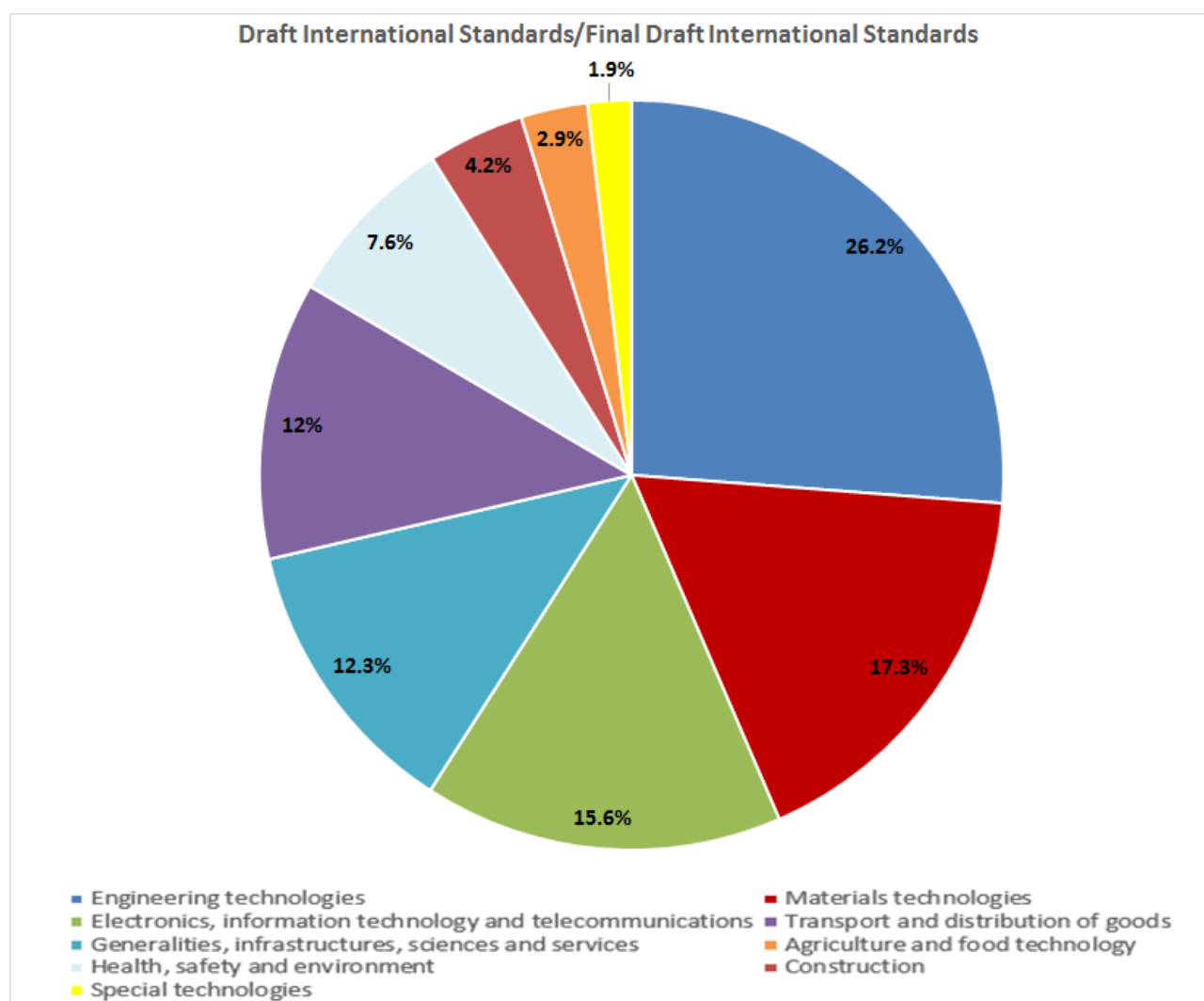
### Breakdown by ICS Sectors International Standards

ICS Sectors	International Standards	%
Engineering technologies	5 856	27.3%
Materials technologies	4 697	21.9%
Electronics, information technology and telecommunications	3 796	17.7%
Transport and distribution of goods	2 304	10.7%
Generalities, infrastructures, sciences and services	1 998	9.3%
Agriculture and food technology	1 207	5.6%
Health, safety and environment	877	4.1%
Construction	528	2.5%
Special technologies	215	1%
	<b>21478</b>	<b>100%</b>



## Draft&amp; Final Draft International Standards

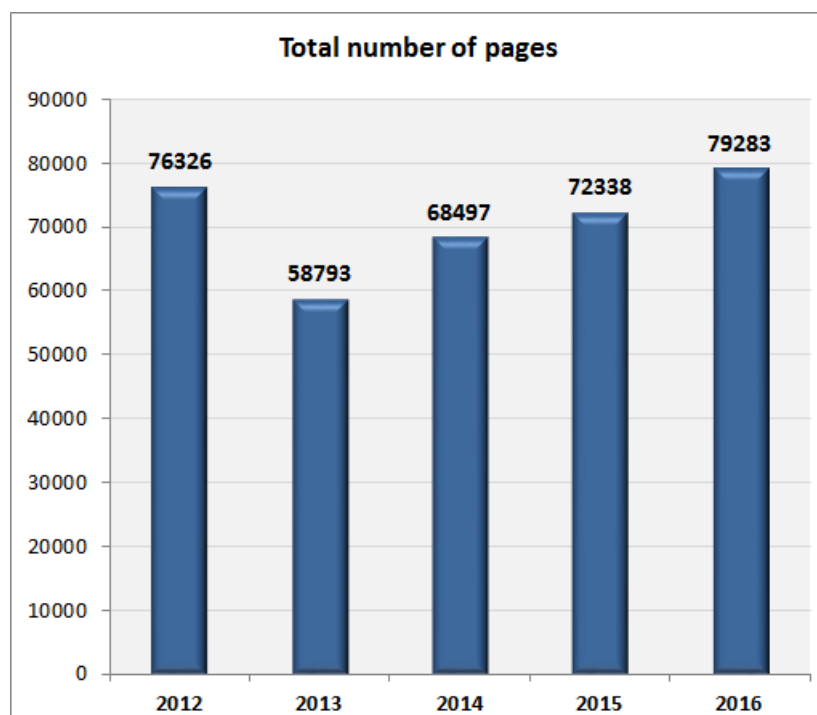
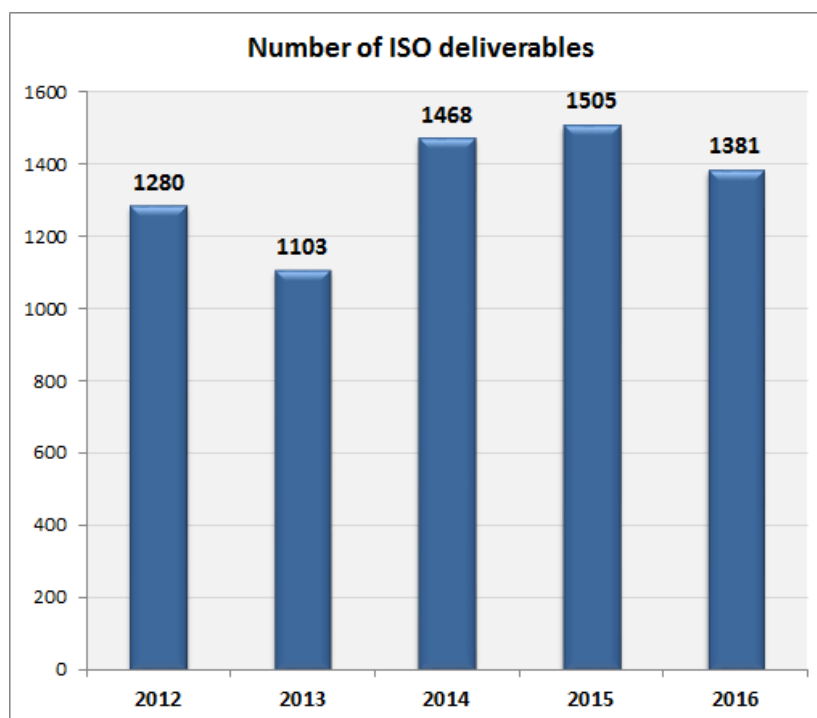
ICS Sectors	Draft International Standards/Final Draft International Standards	%
Engineering technologies	721	26.2%
Materials technologies	477	17.3%
Electronics, information technology and telecommunications	431	15.6%
Generalities, infrastructures, sciences and services	339	12.3%
Transport and distribution of goods	331	12%
Health, safety and environment	208	7.6%
Construction	115	4.2%
Agriculture and food technology	80	2.9%
Special technologies	52	1.9%
	2754	100%



## Data for Yearly production: Number of ISO Deliverables total number of pages

(2012-2016)

	Number of ISO deliverables	Total number of pages
2012	1280	76326
2013	1103	58793
2014	1468	68497
2015	1505	72338
2016	1381	79283



## ISO member bodies' contribution to the standards process

ISO member	Number of secretariats	Number of convenorships	ISO member	Number of secretariats	Number of convenorships
Algeria [IANOR]	0	1	Kenya [KEBS]	1	1
Argentina [IRAM]	1	9	Korea, Republic of [KATS]	19	101
Australia [SA]	24	60	Lebanon [LIBNOR]	0	1
Austria [ASI]	5	26	Luxembourg [ILNAS]	0	1
Belarus [BELST]	0	1	Malaysia [DSM]	5	11
Belgium [NBN]	3	38	Mexico [DGN]	1	3
Brazil [ABNT]	8	24	Morocco [IMANOR]	0	1
Cambodia [ISC]	0	1	Netherlands [NEN]	18	85
Canada [SCC]	15	91	New Zealand [NZSO]	0	6
China [SAC]	72	142	Norway [SN]	10	31
Colombia [ICONTEC]	2	2	Poland [PKN]	2	0
Cyprus [CYS]	0	1	Palestine, State of [PSI]	0	1
Czech Republic [UNMZ]	0	2	Panama [COPANIT]	0	1
Denmark [DS]	5	26	Philippines [BPS]	0	1
Egypt [EOS]	0	4	Portugal [IPQ]	1	6
Estonia [EVS]	0	1	Qatar [QS]	0	1
Finland [SFS]	3	7	Russian Federation [GOST R]	8	7
France [AFNOR]	73	228	Senegal [ASN]	1	0
Germany [DIN]	131	420	Singapore [SPRING SG]	0	2
Ghana [GSA]	1	1	Slovenia [SIST]	0	1
Hungary [MSZT]	0	1	South Africa [SABS]	10	18
Iceland [IST]	0	1	Spain [AENOR]	5	23
India [BIS]	8	16	Sri Lanka [SLSI]	0	1
Indonesia [BSN]	0	2	Sweden [SIS]	25	77
Iran, Islamic Republic of [ISIRI]	5	10	Switzerland [SNV]	15	41
Iraq [COSQC]	0	1	Thailand [TISI]	0	6
Ireland [NSAI]	0	1	Tunisia [INNORPI]	1	1
Israel [SII]	4	13	Turkey [TSE]	2	1
Italy [UNI]	20	46	Uganda [UNBS]	0	1
Jamaica [BSJ]	1	1	Ukraine [DSTU]	1	2
Japan [JISC]	76	227	United Kingdom [BSI]	72	318
Jordan [JSMO]	0	1	United States [ANSI]	110	499
Kazakhstan [KAZMEMST]	0	1	Yemen [YSMO]	0	1