

Members

164 national standards bodies, comprising
111 member bodies,
49 correspondent members,
4 subscriber members.

Technical committee structure

3 368 technical bodies, comprising
224 technical committees,
513 subcommittees,
2 544 working groups and
87 ad hoc study groups.

Staff

Technical secretariats

36 member bodies provide the administrative and technical services for the secretariats of committees of the ISO technical programme. These services involve a full-time staff equivalent to **500** persons.

Central Secretariat in Geneva

154 full-time staff from
19 countries coordinate the worldwide activities of ISO

Development of International Standards

Total at 31 December 2012

19 573 international Standards and standards-type documents.
These standards represented a total output of **832 685** pages in English and French (terminology is also often provided in other languages).

In 2012

1280 International Standards and standards-type documents published.
This output represented a total of **77326** pages for 2012.

Work in progress in 2012

1 583 new projects (work items) registered.
4 056 work items appeared on the programmes of work of the technical committees. The breakdown was as follows :
1 205 work items at preparatory stage,
955 committee drafts,
1 896 Draft International Standards (DIS) and Final Draft International Standards (FDIS).

Meetings

18 technical meetings were in progress, on average, each working day of the year somewhere in the world.
1 895 technical meetings were held in
47 countries, comprising
157 meetings of technical committees,
373 meetings of subcommittees,
1 365 meetings of working groups or ad hoc groups.

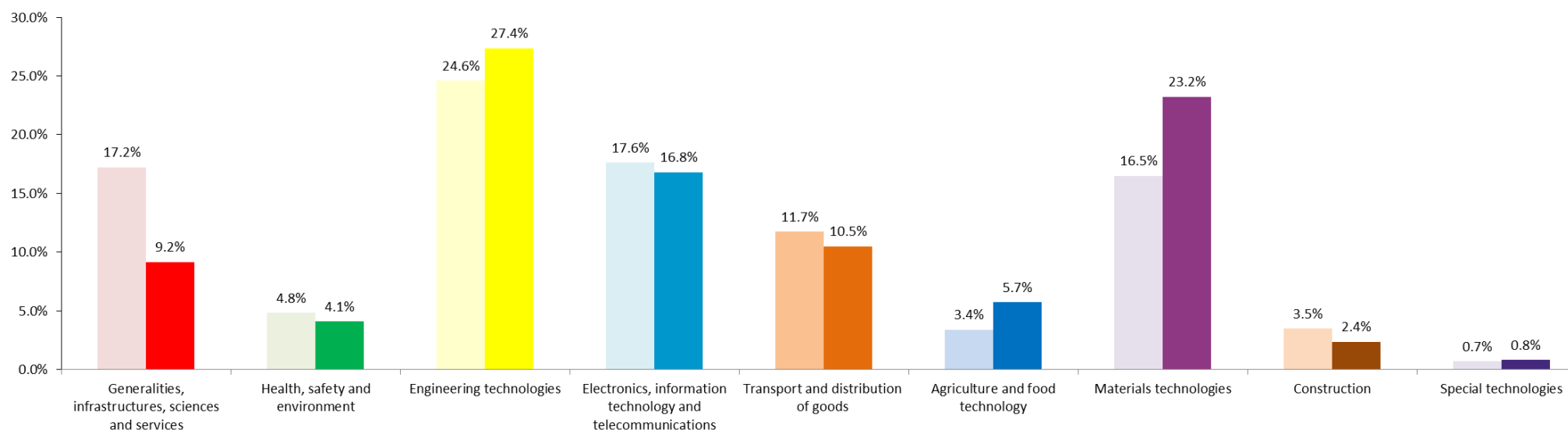
Liaisons

640 international organizations were in liaison with ISO technical committees and subcommittees.

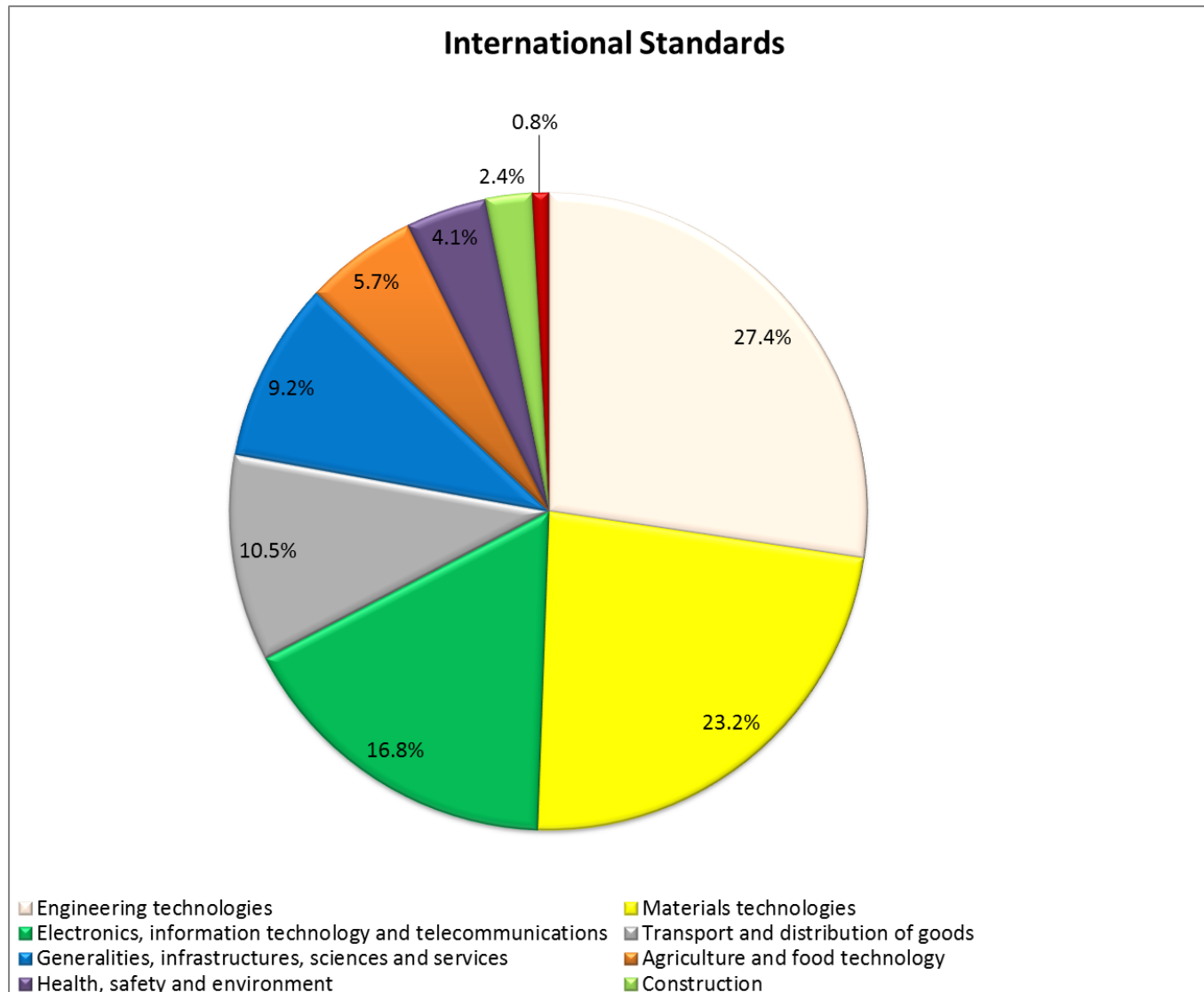
Electronic access to technical information

Complete information on ISO's standardization activities (including the *ISO Memento* and the *ISO Catalogue*) is available from ISO Online, accessible on the Web at the following address : www.iso.org. Users will find here :
19573 bibliographic data items on ISO International Standards,
4 056 bibliographic data items on draft ISO International Standards.
Through ISO Online, by accessing *World Standards Services Network (WSSN)*, users can also access information on standardization developments within a number of international, regional and national standardizing bodies and on some bibliographic data related to **700 000** standards, technical regulations and other standards-type documents from all over the world.
For details, see www.iso.org.

SECTORS (as based on the International Classification for Standards [ICS])	Work Items				International Standards					
	New	%	Total	Total Work items (%)	New	%	No. of pages	Total	International Standards (%)	No. of pages
Generalities, infrastructures, sciences and services	110	6.9%	698	17.2%	148	8.5%	7595	1792	9.2%	78818
Health, safety and environment	74	4.7%	195	4.8%	75	4.8%	3510	802	4.1%	34962
Engineering technologies	354	22.4%	997	24.6%	347	29.1%	17462	5355	27.4%	234822
Electronics, information technology and telecommunications	383	24.2%	714	17.6%	222	22.2%	31583	3289	16.8%	241096
Transport and distribution of goods	222	14.0%	476	11.7%	149	7.4%	5202	2053	10.5%	60549
Agriculture and food technology	40	2.5%	138	3.4%	36	4.1%	1123	1119	5.7%	29790
Materials technologies	314	19.8%	669	16.5%	239	20.0%	7906	4543	23.2%	129943
Construction	67	4.2%	141	3.5%	50	2.9%	2488	461	2.4%	18526
Special technologies	19	1.2%	28	0.7%	14	0.9%	457	159	0.8%	4179
TOTAL	1583	100.0%	4056	100.0%	1280	100.0%	77326	19573	100.0%	832685

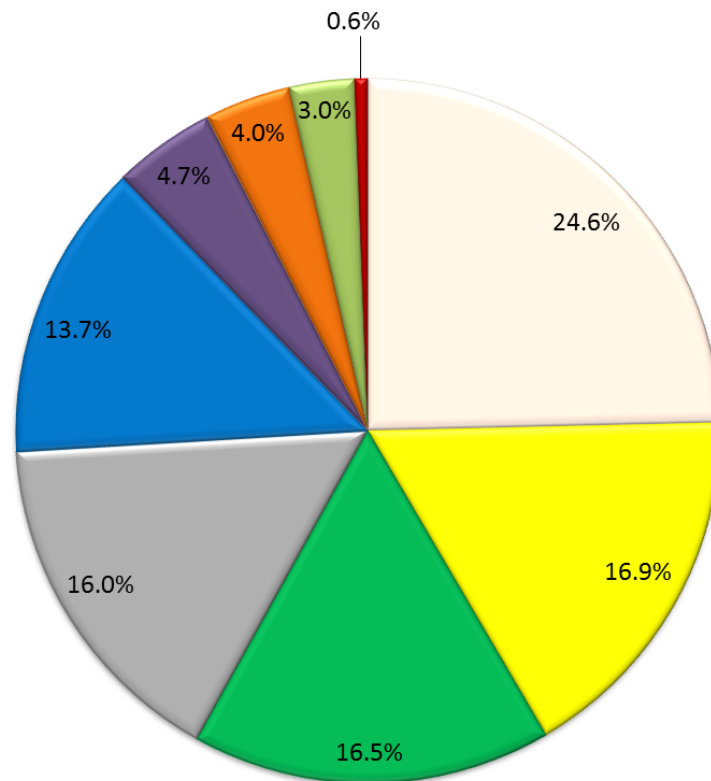


Portfolio of ISO standards and Draft International Standards by technical sector at the end of 2012



Portfolio of ISO standards and Draft International Standards by technical sector at the end of 2012

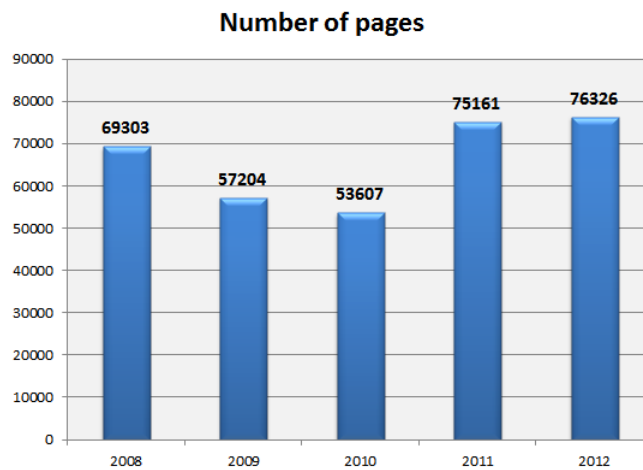
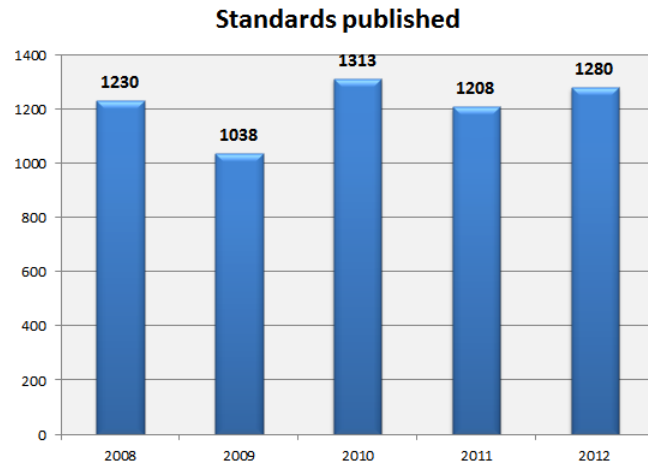
Draft International Standards (DIS) and Final Draft International Standards (FDIS)



- Engineering technologies
- Materials technologies
- Electronics, information technology and telecommunications
- Generalities, infrastructures, sciences and services
- Transport and distribution of goods
- Health, safety and environment
- Agriculture and food technology
- Construction

Portfolio of ISO standards and Draft International Standards by technical sector at the end of 2012 (continued)

Annual production



i. [Data for Portfolio of ISO standards and Draft International Standards](#) by technical sector at the end of 2012

SECTOR	Draft International Standards (DIS) and Final Draft International Standards (FDIS)	Published ISO Deliverables in 2012
Engineering technologies	467	5355
Materials technologies	321	4543
Electronics, information technology and telecommunications	313	3289
Transport and distribution of goods	260	2053
Generalities, infrastructures, sciences and services	303	1792
Agriculture and food technology	75	1119
Health, safety and environment	89	802
Construction	57	461
Special technologies	11	159
Grand Total	1896	19573

ii. [Data for Yearly production: Number of ISO Deliverables](#) total number of pages (2008-2012)

Year	Number of ISO deliverables	Number of Total pages
2007	1105	57477
2008	1230	69303
2009	1038	57204
2010	1313	53607
2011	1208	75161
2012	1280	76326

ISO member bodies' contribution to the standards process

(2012-12-31)

ISO Members	Number of secretariats (TC/SC)	Number of convenorships* (WG)	ISO Members	Number of secretariats (TC/SC)	Number of convenorships* (WG)
ABNT (Brazil)	8	19	KEBS (Kenya)	0	2
AENOR (Spain)	7	15	MSZT (Hungary)	0	1
AFNOR (France)	67	215	NBN (Belgium)	2	37
ANSI (USA)	119	534	NEN (Netherlands)	19	93
ASI (Austria)	4	19	NSAI (Ireland)	0	1
BELST (Belarus)	0	1	PKN (Poland)	3	1
BIS (India)	8	14	QS (Qatar)	0	1
BOBS (Botswana)	1		SA (Australia)	21	76
BPS (Philippines)	0	1	SABS (South Africa)	10	10
BSI (United Kingdom)	66	348	SAC (China)	51	75
BSJ (Jamaica)	1		SCC (Canada)	16	81
DGN (Mexico)	0	2	SFS (Finland)	3	10
DIN (Germany)	131	369	SII (Israel)	3	5
DS (Denmark)	7	28	SIS (Sweden)	25	64
DSM (Malaysia)	5	8	SN (Norway)	10	37
DSSU (Ukraine)	1	4	SNV (Switzerland)	16	69
EOS (Egypt)	0	3	SNZ (New Zealand)	0	6
ESMA (United Arab Emirates)	0	1	SPRING SG (Singapore)	0	3
GOST R (Russian Federation)	9	4	SUTN (Slovakia)	1	
GSA (Ghana)	0	2	TISI (Thailand)	0	8
HZN (Croatia)	0	1	TSE (Turkey)	3	2
ICONTEC (Colombia)	1	10	TTBS (Trinidad and Tobago)	0	2
INNORPI (Tunisia)	1		UNI (Italy)	17	45
IPQ (Portugal)	1	4	UNMZ (Czech Republic)	0	3
IRAM (Argentina)	1	11			
ISIRI (Iran, Islamic Republic of)	5	3			
JISC (Japan)	67	200			
KATS (Korea, Republic of)	16	75			
KAZMEMST (Kazakhstan)	0	1			